















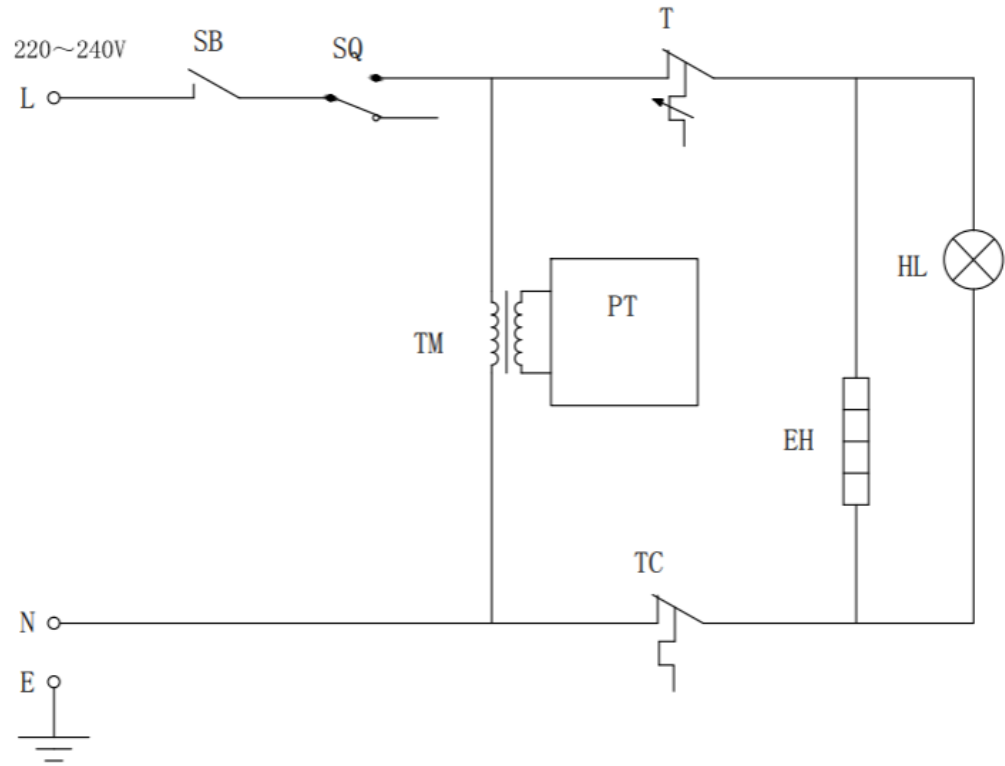


Machine	Explode	Code	Description
Buffalo Double Fryer - 2x5Ltr 2x2.8kW	1		Apron
Buffalo Double Fryer - 2x5Ltr 2x2.8kW	2		Apron Back Plate
Buffalo Double Fryer - 2x5Ltr 2x2.8kW	3		Foot plate
Buffalo Double Fryer - 2x5Ltr 2x2.8kW	4	AS337	Black Rubber Feet (set 4)
Buffalo Double Fryer - 2x5Ltr 2x2.8kW	5		Right Support
Buffalo Double Fryer - 2x5Ltr 2x2.8kW	6		Left Support
Buffalo Double Fryer - 2x5Ltr 2x2.8kW	7		Dowel
Buffalo Double Fryer - 2x5Ltr 2x2.8kW	8		Middle Cross Beam
Buffalo Double Fryer - 2x5Ltr 2x2.8kW	9	AS340	1/2 GN Pan
Buffalo Double Fryer - 2x5Ltr 2x2.8kW	10		Electric Box Hoarding
Buffalo Double Fryer - 2x5Ltr 2x2.8kW	11		Side Panel for Electric Box
Buffalo Double Fryer - 2x5Ltr 2x2.8kW	12		Side Panel
Buffalo Double Fryer - 2x5Ltr 2x2.8kW	13		Sealing Plate
Buffalo Double Fryer - 2x5Ltr 2x2.8kW	14	AS585	Heater
Buffalo Double Fryer - 2x5Ltr 2x2.8kW	15		Rubber Sleeve
Buffalo Double Fryer - 2x5Ltr 2x2.8kW	16		Basket Hanging Pole
Buffalo Double Fryer - 2x5Ltr 2x2.8kW	17	AS333	Switch
Buffalo Double Fryer - 2x5Ltr 2x2.8kW	18	AS344	Knob
Buffalo Double Fryer - 2x5Ltr 2x2.8kW	19	AS332	Indicator Light
Buffalo Double Fryer - 2x5Ltr 2x2.8kW	20		Left Stiffening Plate
Buffalo Double Fryer - 2x5Ltr 2x2.8kW	21		Right Stiffening Plate
Buffalo Double Fryer - 2x5Ltr 2x2.8kW	22	AS341	Travel Switch
Buffalo Double Fryer - 2x5Ltr 2x2.8kW	23		Spring Plunger
Buffalo Double Fryer - 2x5Ltr 2x2.8kW	24		Flat Net
Buffalo Double Fryer - 2x5Ltr 2x2.8kW	25	AS324	Handle
Buffalo Double Fryer - 2x5Ltr 2x2.8kW	26	AS586	Cover
Buffalo Double Fryer - 2x5Ltr 2x2.8kW	27	AS335	Temperature Limiter
Buffalo Double Fryer - 2x5Ltr 2x2.8kW	28	AT583	Circuit Board
Buffalo Double Fryer - 2x5Ltr 2x2.8kW	29	AS327	EGO Thermostat
Buffalo Double Fryer - 2x5Ltr 2x2.8kW	30	AS589	Basket

Circuit Diagram



NO.	Code	Description
1	/	Wire of plug
2	SB	Power Switch
3	SQ	Micro Switch
4	TC	Hi-Limit
5	T	Thermostat
6	HL	Heating indicator light
7	EH	Heater
8	TM	Transformer
9	PT	Timer